

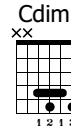
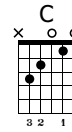
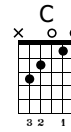
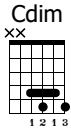
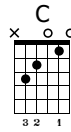
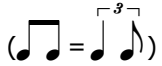
Knoxville Rag

Etta Baker

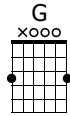
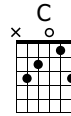
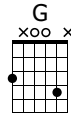
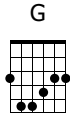
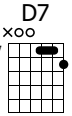
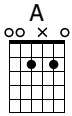
arr. Antoine Payen

Standard tuning

♩ = 120

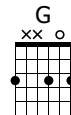
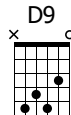
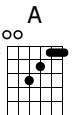
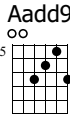
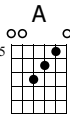
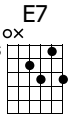
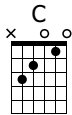
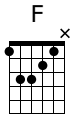
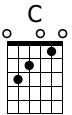


1.



2.

12.



Knoxville Rag by arr. Antoine Payen

Chord diagrams for measures 19-22:

- Measure 19: C (x 0 0 3 2 1)
- Measure 20: Cdim (xx 1 2 1 3)
- Measure 21: C (x 0 0 3 2 1)
- Measure 22: Cdim (xx 1 2 1 3)

TAB notation for measures 19-22:

19: 3 0 3 0 3 0 ^ 20: 3 X 5 4 5 4 21: 0 1 2 0 3 2 3 2 22: 3 X 5 4 5 4

Chord diagrams for measures 23-27:

- Measure 23: A (oo x o)
- Measure 24: D7 (xoo 7)
- Measure 25: G (xoo x)
- Measure 26: C (x o 0 3 2 1)
- Measure 27: G (xooo)

TAB notation for measures 23-27:

23: 0 1 2 2 2 0 24: 7 8 7 7 (7) 25: 3 4 0 3 4 0 26: 1 3 3 27: 3 0 4 0

Chord diagrams for measures 28-31:

- Measure 28: C (o o 0 3 2 1)
- Measure 29: F (x 0 0 3 2 1)
- Measure 30: C (x 0 0 3 2 1), G (xoooxx), C (x o 0 3 2 1)
- Measure 31: G (xooo), C (x o 0 3 2 1)

TAB notation for measures 28-31:

28: 1 (0) 1 (2) 29: 1 0 1 3 30: 3 5 5 3 4 0 31: 1 2 0 0 0 1 3